

Plant Division



Created by: MGV Kate Honders

Objectives

Recognize when a plant can or should be divided.



Recognize different root systems and know the technique and tools for dividing them.



Know how to replant a plant after it has been divided.



Reasons for Dividing

- Control size of plant



Reasons for Dividing

- Increase number of plants



Reasons for Dividing

To rejuvenate the plant





Techniques for Dividing


Water soil a few days before dividing

Divide on a cloudy day



Techniques for Dividing

Leave ample space for the root ball



Techniques for Dividing

- Spring:
- divide when new growth appears.



- If late season: cut foliage to 6"



Techniques for Dividing

**Dig up the
whole root ball**



Techniques for Dividing





Different Types of Root Systems

Different Types of Root Systems

Spreading Roots



Spreading Roots



Clumping Roots



Clumping Roots



Clumping Roots

- Cutting with a sharp knife




Clumping Roots



Clumping Roots

- Using a hand saw



Clumping Roots

- Using a spade or shovel



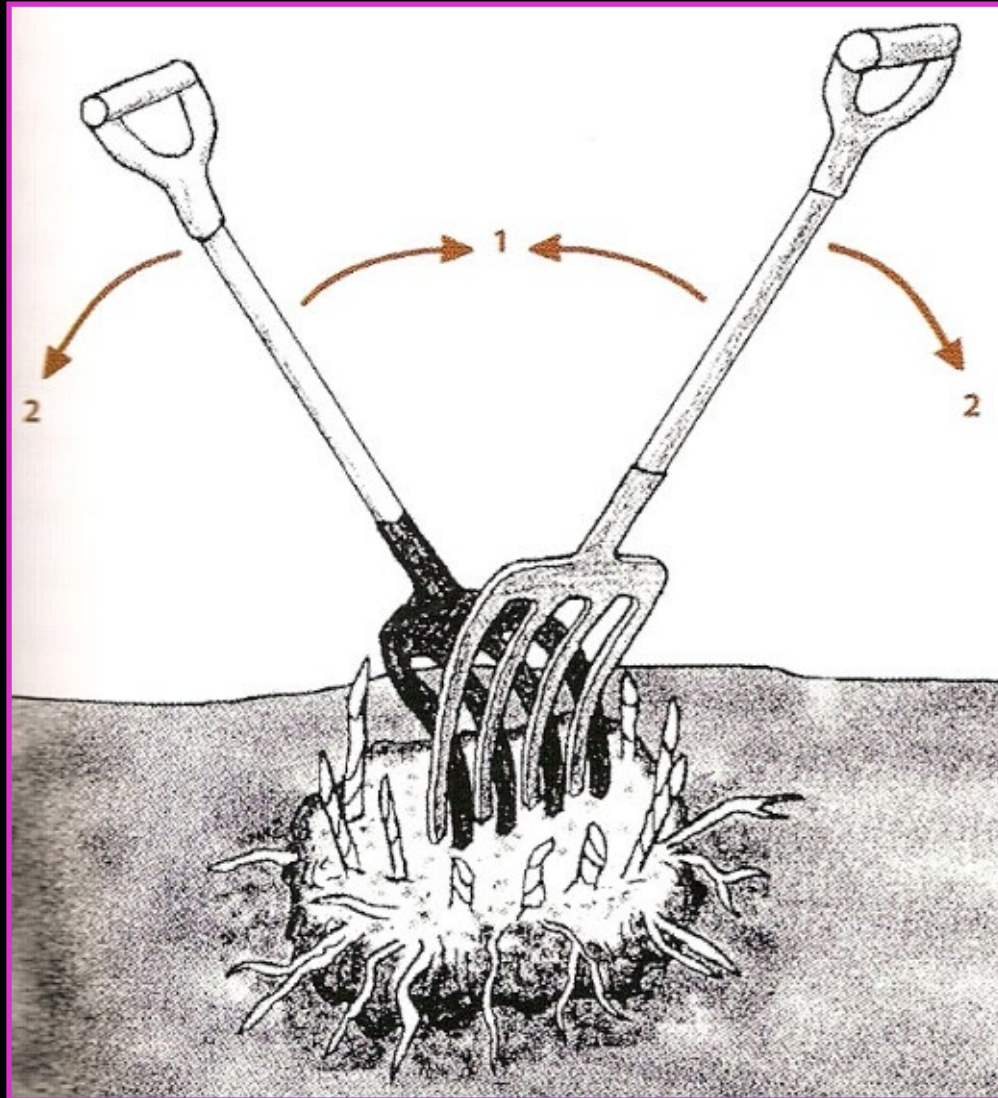
Clumping Roots

- Using double forks



Clumping Roots

- Using double forks









Clumping Roots on Grasses







Clumping Roots on Grasses



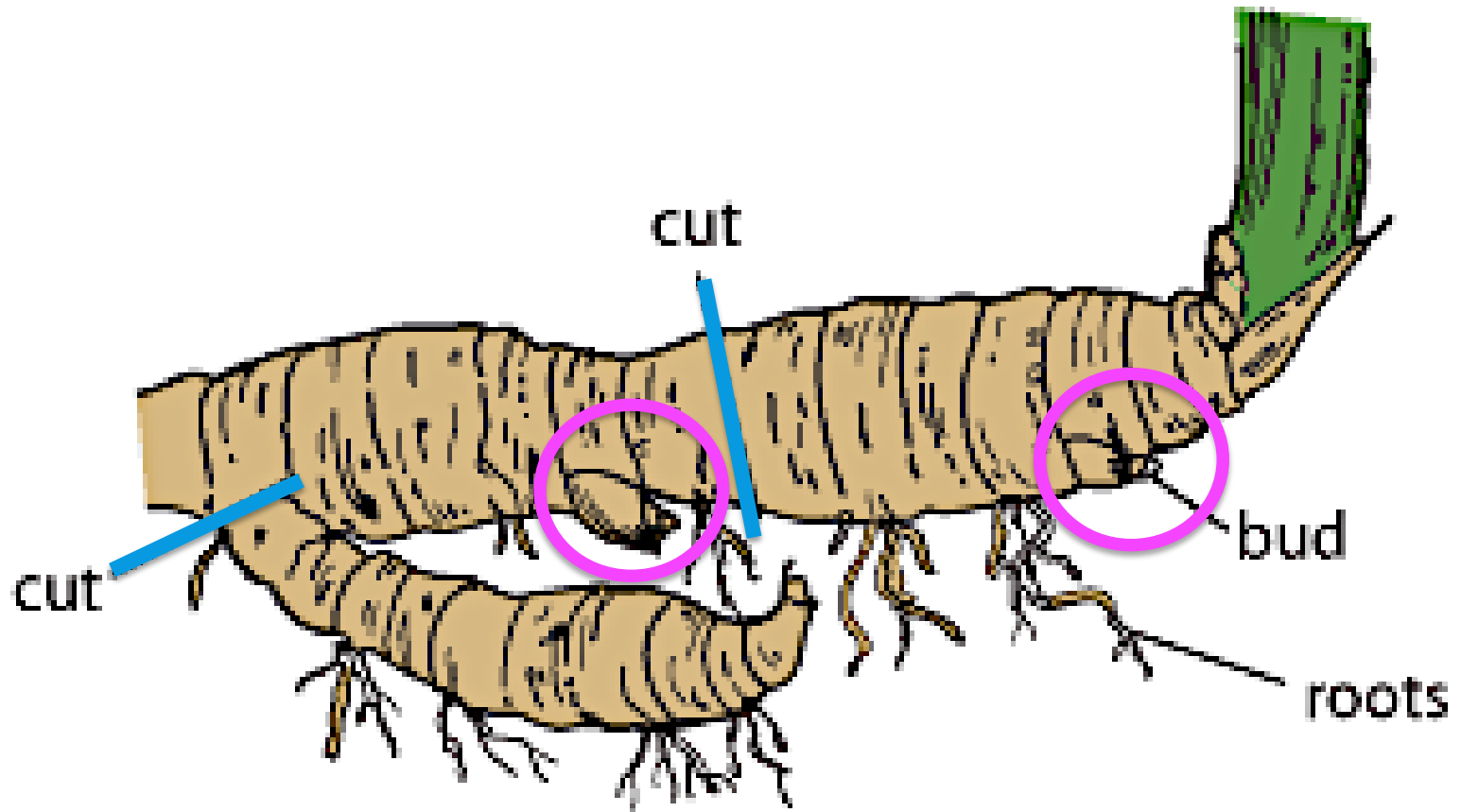




Rhizomes (grow at or above ground)



Rhizomes





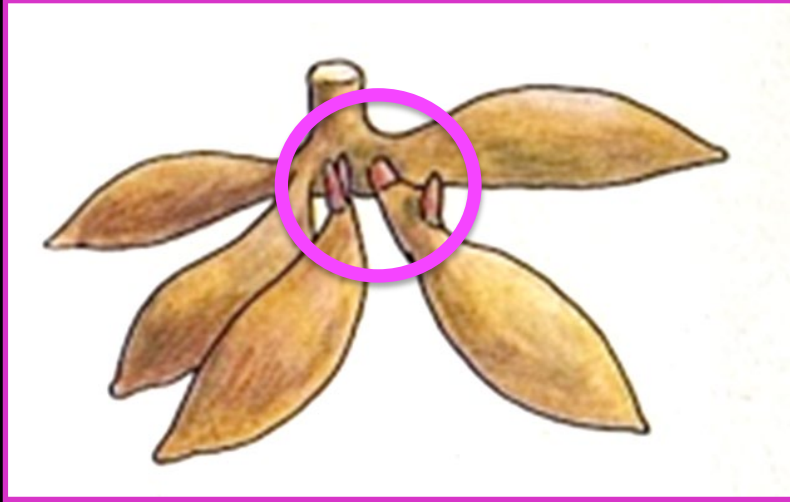






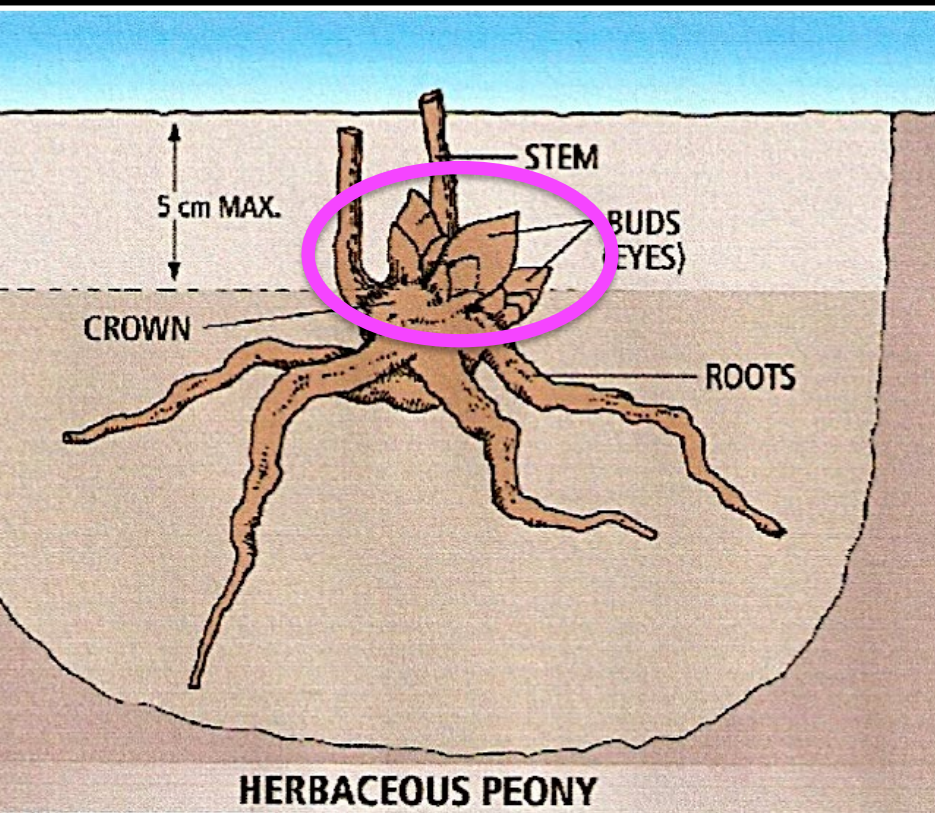


Tuberous Roots











Bulbs



Lily Bulb





DIVIDE IN EARLY SPRING:

Every 1-3 years

- **Aster**
- **Beardtongue (Penstemon)**
- **Beebalm (Monarda)**
- **Carnation (Dianthus)**
- **Common Sundrops (Oenothera fruticosa)**
- **Coralbells (Heuchera)**
- **Cornflower (Centaurea)**
- **Delphinium**
- **Fernleaf Bleeding Heart (Dicentra eximia)**
- **Foamflower (Tiarella)**
- **Garden Mums (Dendranthema x grandiflora)**
- **Obedient Plant (Physostegia)**
- **Painted Daisy (Tanacetum)**
- **Shasta Daisy (Leucanthemum)**
- **Spiderwort (Tradescantia)**
- **Tall Phlox (Phlox paniculata)**
- **Tickseed (Coreopsis)**
- **Yarrow (Achillea)**



DIVIDE IN EARLY SPRING

Every 3-5 years

- **Astilbe**
- **Bellflower (Campanula)**
- **Blanket Flower (Gaillardia)**
- **Catmint (Nepeta)**
- **Coneflower (Rudbeckia)**
- **Daylily (Hemerocallis)**
- **Gay Feather (Liatris)**
- **Gooseneck Loosestrife (Lysimachia clethroides)**
- **Jacob's Ladder (Polemonium)**
- **Mallow (Malvia)**
- **Sea Thrift (Armeria)**
- **Speedwell (Veronica)**
- **Yellow Loosestrife (Lysimachia punctata)**

DIVIDE IN EARLY SPRING

Infrequently 5-10 years

- **Cranesbill (Geranium)**
- **Goatsbeard (Aruncus)**
- **Hosta**
- **Japanese Anemone (Anemone x hybrida)**
- **Lady's Mantle (Alchemilla)**
- **Lungwort (Pulmonaria)**
- **Meadow Rue (Thalictrum)**
- **Meadowsweet (Filipendula)**
- **Oxeye (Heliopsis)**
- **Siberian Iris**



Don't Divide

- Baby's Breath (*Gypsophila*)
- Balloon Flower (*Platycodon*)
- Bugbane (*Cimicifuga*)
- Butterfly Weed (*Asclepias*)
- Clematis
- Evening Primrose (*Oenothera missourienis*)
- False Indigo (*Baptisia*)
- Flax (*Linum*)
- Gentian
- Lupine
- Monkshood (*Aconitum*)
- Russian Sage (*Perovskia*)

Replanting Tips

- **Throw away old & diseased parts**
- **Trim off any badly broken roots**
- **Plant immediately**
- **Replant at same depth**
- **Water well**



Review

Recognize when a plant can or should be divided.



Recognize different root systems and know the technique and tools for dividing them.



Know how to replant a plant after it has been divided.



Questions?

