

Creating a Sampling Plan and Keeping Records

Elise Schillo-Lobdell, Professional Scout, The Plant Keeper

Stephanie Burnett, University of Maine

Why Keep Records?

- Notice population trends
- Learn which problems are most troublesome in your site

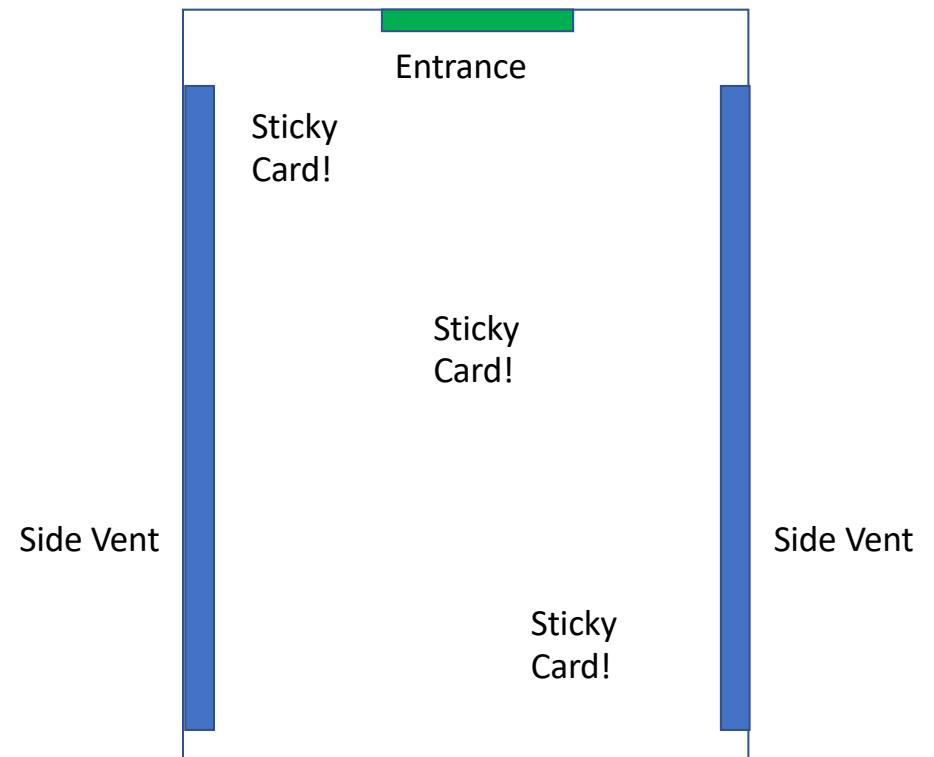


What should you document before you start?

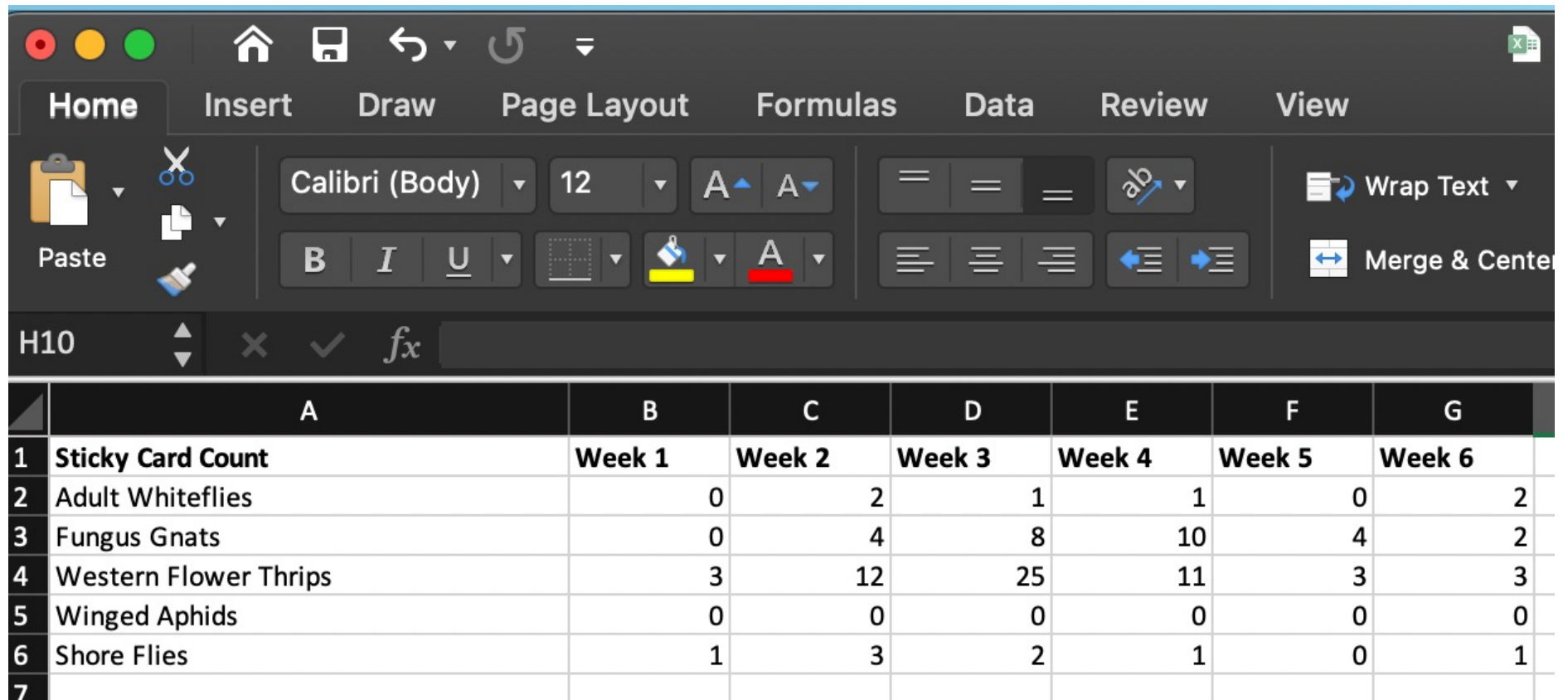
- Past disease, insect, mite challenges?
- Problematic plant species?
- Locations in the greenhouse that are of particular concern?

Tools and Techniques

- Map the Greenhouse
- Plan your route!
- Focus on:
 - Sites of entry (doors, vents)
 - High traffic areas (walkways)
 - Plants of concern



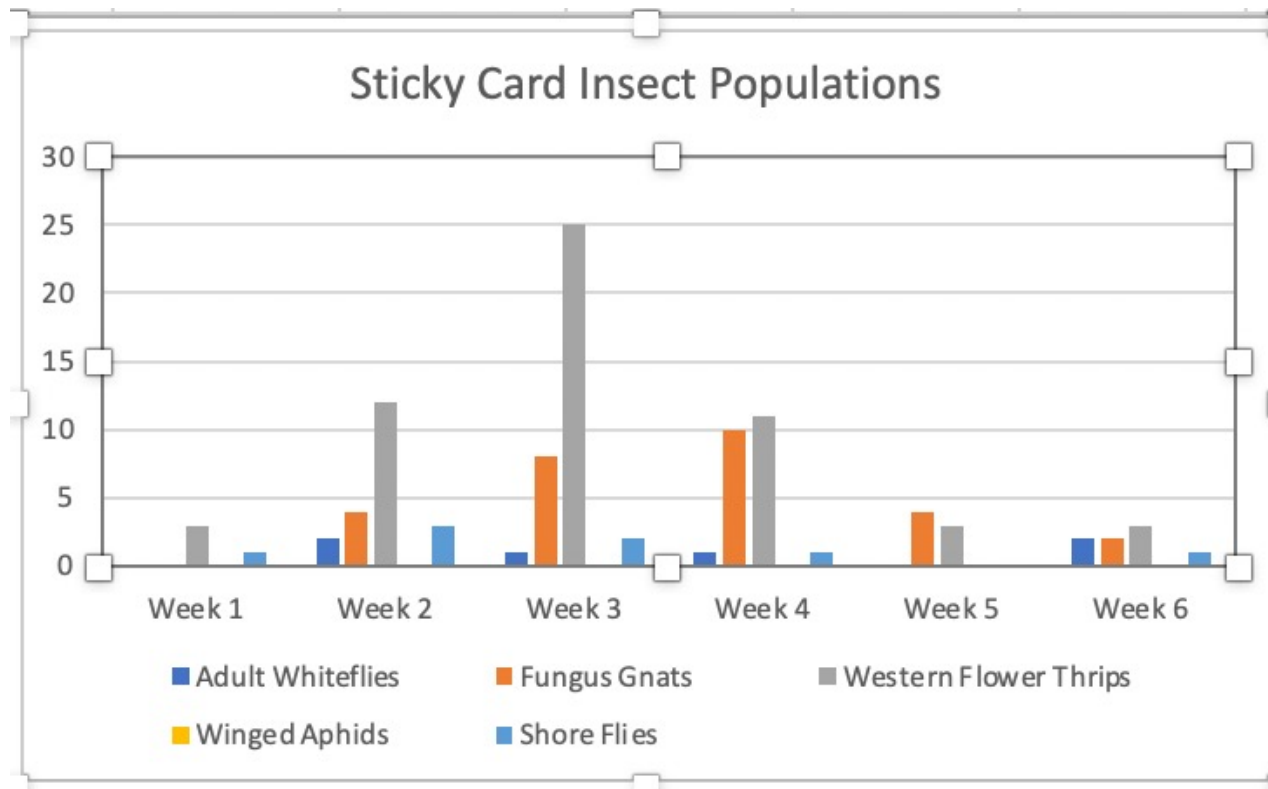
Record Keeping in Excel



The image shows the Microsoft Excel interface. The ribbon is set to the 'Home' tab, displaying options for font (Calibri, size 12), paragraph (bullet points, indentation), and styles (bold, italic, underline, fill color, text color). The formula bar shows 'H10' and a function icon. Below the ribbon is a table with 7 rows and 8 columns (A-G). The table contains data for 'Sticky Card Count' across six weeks, listing various insects and their counts.

	A	B	C	D	E	F	G
1	Sticky Card Count	Week 1	Week 2	Week 3	Week 4	Week 5	Week 6
2	Adult Whiteflies	0	2	1	1	0	2
3	Fungus Gnats	0	4	8	10	4	2
4	Western Flower Thrips	3	12	25	11	3	3
5	Winged Aphids	0	0	0	0	0	0
6	Shore Flies	1	3	2	1	0	1
7							

Graphing Pest Populations



Form for Recording Plant Inspection

Greenhouse IPM Monitoring Report

Scout: _____

Date: _____

Plant #	Location	WF	FG	SF	Aphid	Thrips	Other	Root Health	Notes
Recommendations:									
Pesticides and Dates of Application:									

Form for Recording Sticky Card Data

Greenhouse IPM Monitoring Report

Scout: _____

[illegible]

Sticky Card Placement




Improper Sticky Card Placement



Scout Pet Plants!



Scout Seedlings!



Scouting for Aphids on Sticky Cards



Scouting for Aphids



Sticky Card Placement

